



→ industrial.polymaster.com.au

Diesel & AdBlue[®] Storage

- > 400LTR DIESEL CUBE
- > DIESEL UTE PACKS
- > DIESEL BUNDED TANKS
- > DIESEL BULK STORAGE
- > BULK TRANSFER UNITS
- > DIESEL TRANSFER TRAILERS
- > ACCESSORIES
- > ADBLUE[®] UTE PACKS
- > ADBLUE[®] BUNDED TANKS
- > ADBLUE[®] BULK STORAGE

Diesel Transfer Units

Dieselmaster® Sizes available 600-3000ltr

Bulk Transfer Tanks




STANDARD PUMP FEATURES:

- 45LPM, 12V
- 4 metre lead & hose
- Auto nozzle & swivel
- Range of 12 or 24V pump options available

REFER TO PRICE BOOK FOR DUAL VOLTAGE PUMP AND FAST-FLOW PUMP OPTIONS.

| CODE | DESCRIPTION | DIMENSIONS (mm) | PUMP FLOW |
|---------|-----------------------------------|-----------------------|-----------|
| DMP600 | 600L Tank with Standard 12V Pump | 1200L x 1050W x 715H | 45lpm |
| DMP800 | 800L Tank with Standard 12V Pump | 1450L x 1200W x 740H | 45lpm |
| DMP1200 | 1200L Tank with Standard 12V Pump | 1450L x 1200W x 1000H | 45lpm |
| DMP2000 | 2000L Tank with Standard 12V Pump | 1900L x 1450W x 1100H | 45lpm |
| DMP3000 | 3000L Tank with Standard 12V Pump | 2100L x 1500W x 1200H | 45lpm |

Diesel Transfer Trailers



Diesel pump - with by-pass valve & integrated on/off switch voltage - 12v
flow rate - 85 l/min
duty cycle - 30mins

Hydraulic braking system (only on DMPFT1200)

50mm coupling

Trailer safety chain

Heavy duty jockey wheel

Auto shut off nozzle with 6m hose as standard

Battery leads - 4m

Mechanical digital fuel gauge (optional)

Breather vent

Certified diesel grade polyethylene tank

Hot-dip galvanised trailer rated for gross weight
1200l - 2 Tones
2000l - 2.8 Tones



Hose reel diesel 25mm x 10m- retractable (optional)

Dual axle heavy duty suspension with 15" land cruiser rim and tyres (Optional off road tyres)


OPTIONAL SPARE WHEEL & MORE PUMP OPTIONS ALSO AVAILABLE

| CODE | DESCRIPTION | DIMENSIONS (mm) | PUMP FLOW |
|-----------|--|-----------------------|-----------|
| DMPFT1200 | 1200L Tank with 12V fast-flow pump & galvanised trailer with hydraulic braking system | 3940L x 1770W x 1500H | 85lpm |
| DMPFT2000 | 2000L Tank with 12V fast-flow pump & galvanised trailer with electronic breakaway protection | 4460L x 1970W x 1650H | 85lpm |

NEW

400ltr Diesel Cube Ute Packs

These units will fit in all the latest ute models... even twin cabs!



2 Models + Bund available to suit:

Get it bundled!

1. Diesel Cube



DMPQ400

2. Diesel & AdBlue Combo Cube



DMPAB400-35

Bund suits both models



DMPBAB400-35

| CODE | DESCRIPTION | DIMENSIONS (mm) |
|--------------|--|----------------------|
| DMPQ400 | 400ltr Diesel Cube Ute Pack | 1200W x 930L x 685H |
| DMPQB400 | 400ltr Diesel Cube Ute Pack - Bundled | 1380W x 1130L x 832H |
| DMPAB400-35 | 400ltr Diesel + 35ltr AdBlue Combo Cube Ute Pack | 1200W x 930L x 685H |
| DMPBAB400-35 | 400ltr Diesel 35ltr AdBlue Combo Cube Ute Pack - Bundled | 1380W x 1130L x 832H |

Diesel Ute Packs



TEST CERTIFICATE

These tanks were filled with Glycol and then frozen to -20°C before being extensively drop tested to pass the rigorous UN specifications.

| CODE | DESCRIPTION | DIMENSIONS | PUMP FLOW |
|----------|---|---------------------|-----------|
| DMP100 | 100L Ute-Pack with 12V Pump | 770L x 540W x 500H | 40LPM |
| DMP200 | 200L Ute-Pack with 12V Pump | 1050L x 750W x 600H | 45LPM |
| DMP400 | 400L Ute-Pack with 12V Pump | 1680L x 750W x 600H | 45LPM |
| DMP600U | 600L Ute-Pack with 12V Pump | 1720L x 890W x 755H | 45LPM |
| DMPD600U | 600L Ute-Pack with 12/24V Dual Voltage Pump | 1720L x 890W x 755H | 35/75LPM |
| DMP800U | 800L Ute-Pack with 12V Pump | 1720L x 890W x 925H | 45LPM |
| DMPD800U | 800L Ute-Pack with 12/24V Dual Voltage Pump | 1720L x 890W x 925H | 35/75LPM |




AdBlue Ute Packs also available. Call us on 1300 062 064.

12 Reasons to choose a Polymaster ute pack



31H2/Z/AUS/Polymaster
30659/0/553

Dangerous goods packaging approval road transport reform (dangerous goods) regulations
worksafe approval numbers 30659,30748 and 30943 for 100,200 & 400 ltr models only



LOCKABLE LID

IN-LINE FILTER

As the fuel leaves the tank to be pumped out, it passes through a filter. Any debris filtered out is captured in the filter container which can be unscrewed to empty.

MULTI IMPELLER EUROPEAN PUMP

These quality pumps feature an internal relief valve



SECONDARY HOLSTER

Temporarily lock in the nozzle between filling to keep it off the ground and out of the dirt.



HIGHEST GRADE MATERIAL

The premium European diesel-grade polymer gives the ute pack its raw strength.




EXTRA WEAR PADS

Protecting the base from wearing, the wear pads also lock into the ute tray and raise the base, allowing air flow underneath to reduce moisture build-up and prevent rusting.



PRESSURE TESTED

Our pressure test is equal to taking our tanks to a depth of 5m under water.



PURPOSE BUILT FRAMES

These quality frames are ideal for mounting to any size ute tray, requiring no extra space. They are available to suit all ute pack sizes.

METAL THREAD FILL CAP

A metal fill point means you don't get wear and tear on the thread, so your cap seals tightly every time.

UNIQUE TWO-WAY BREATHER

Prevents diesel dripping out even if you turn the tank upside down.

FUEL GAUGE

Always know your fuel levels with this integrated level gauge.

HEAVY DUTY ROTATING SWIVEL

The twin zinc-plated brass swivel rotates to wherever you need to fill from, preventing hose kink.

Diesel Bunded Tanks

NATIONWIDE DELIVERY

Delivery available throughout Australia including remote locations.



HIGHEST QUALITY

- Built Tuff using the highest quality European diesel-grade powder available in the world.
- Peace of mind with premium components: European pumps & bund alarm.
- Double Strength UV+ resistant material, to last longer in Australian conditions.
- Won't rust or rot, so it's suitable for coastal locations.



COMPLIES TO AUSTRALIAN STANDARD AS 1940:2017 SPECIFICATIONS

- Anti-static fill lines.
- Built from flame retardant material.
- Splash filling prevention.



FULLY SELF-BUNDED

- Should there be a spill, we've got you covered. It's a tank within a tank providing 110% bund capacity. No need to build a concrete bund or go for an expensive steel option.



SAFE AND SECURE

- Personalised pump activation. Our MC box (Quantum model only) allows only authorised users to start the pump.
- Lockable cabinet safely houses all equipment and protects from the elements.



CUSTOMISE YOUR TANK

- We can tailor the tank to your requirements, such as supplying the tank with a camlock fitting to suit your tankers.
- 12V, 240V and solar options available to suit power connections at your location.



PORTABLE

- Just empty and relocate – it's that easy.



EASY INSTALLATION


- Just power-up, earth and you're ready-to-go, saving you a huge amount of time and hassle.




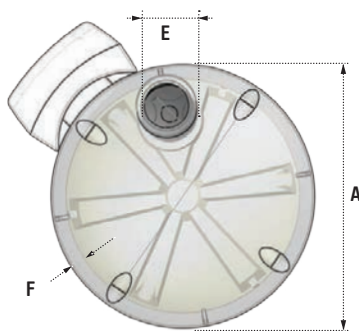
110% Bund Capacity

Built Tuff to AS 1940:2017 specifications

Flame Retardant



TWO MODELS AVAILABLE: RANGER RANGE; QUANTUM RANGE



Solar panel options available

| CODE | CAPACITY (Ltrs) | A (mm) | B (mm) | C (mm) | D (mm) | E (mm) | F (mm) |
|-----------|-----------------|--------|--------|--------|--------|--------|--------|
| DMDS2300 | 2300 L | 1600 | 2160 | 2200 | 2120 | 490 | 150 |
| DMDS3300 | 3300 L | 1800 | 2130 | 2200 | 2330 | 490 | 130 |
| DMDS5000 | 5000 L | 2200 | 2080 | 2260 | 2750 | 490 | 120 |
| DMDS7000 | 7000 L | 2500 | 2190 | 2350 | 3070 | 500 | 170 |
| DMDS10000 | 10,000 L | 2500 | 2520 | 2710 | 3062 | 500 | 40 |

* Check with local authorities / AS1940 standards before tank selection and filling, as restrictions may apply.

Bulk Diesel Storage Tank

Ideal solution to use with existing bunds



DESIGNED AND CERTIFIED TO AS/NZS4766 IN ACCORDANCE WITH THE AS1940 STANDARD FOR INNER STORAGE TANKS.

Note, these tanks are to be located within a bund compliant with clause 5.8 of the AS1940 standard.

Built using Diesel-grade polymer to protect against leaching, this heavy weight single skin storage tank is ideal for Australian conditions. The PE material is UV stabilised for longer life in Australia's harsh sun and is excellent for coastal locations as it will not rot or corrode.

- External Liquid Level Indicator
- SS Pipework
- 2" SS Camlock
- 2" Outlet and Ball Valve
- Earthing Rod
- Breather Vents
- Screw Lid - Inspection Hatch



| CODE | CAPACITY | DIMENSIONS (mm) |
|-------------|------------|---------------------|
| DSW2000LGY | 2000 ltr | 1175 (D) x 2355 (H) |
| DSW4000LGY | 4000 ltr | 1600 (D) x 2300 (H) |
| DSW5000LGY | 5000 ltr | 1800 (D) x 2300 (H) |
| DSW7000LGY | 7000 ltr | 2200 (D) x 2300 (H) |
| DSW10000LGY | 10,000 ltr | 2480 (D) x 2450 (H) |



Diesel level gauge



2" Outlet and Ball Valve



SS Pipework & 2" SS Camlock

Diesel Accessories

Basic Kit



- 40LPM 12V/140W/22A
- 2 meter lead
- 4 meter hose
- Manual nozzle

Standard Kit



- 45LPM 12V/150W/23A
- 4 meter lead and hose
- Auto nozzle & swivel
- Vertical mounted

Dual Voltage Kit



- 35LPM 12V/152W/42A
- 75LPM 24V/420W/25A
- 4 meter lead and hose
- Auto nozzle & swivel

Fast-Flow Kit



- 85LPM 12V/42A
- 4 meter lead and hose
- Auto nozzle & swivel

Diesel & AdBlue® Accessories

More accessories available! Talk to us 1800 062 064

Ute Pack Frames → To suit 100L - 800L ute packs

- Codes:
 → DM100MF
 → DM200MF
 → DM400MF
 → DM600MF
 → DM800MF



Refer to price book for details

*Design subject to change

Diesel Pulse meter



DPM

AdBlue Rotary Hand Pump



BDRHP-P

Diesel Rotary Hand Pump



DMHP

Diesel Auto Nozzle

- Codes:
 → ATN65 - 65LPM
 → ATN90 - 90LPM



ATN90

Diesel Manual Nozzle



MTN

AdBlue Auto Magnetic Lock-out Nozzle



BATN-P

AdBlue Manual Nozzle



BMTN-P

Diesel Filter



DCF25

Digital Turbine Meter



DMDT

4 Digit Mechanical Meter



DMM4

MC Box



MCB

Keys

MCBKEYS



IBC Kit - 12V



B12K-P

IBC Kit - 240V



B240K-P

10m Hose Reel



DHR10M25

AdBlue® 20mm Retractable Hose Reel 8m



BMHR8-P

Standard Pump

→ 45LPM



DP45

AdBlue Hose reel



BMHRMP

100lpm diesel pump



DP100-240

AdBlue Pulse meter



BDM-P

Diesel Clock Level Gauge



CLG-D

Diesel Hoses

- Codes: → DH2025-4M
 → DH2025-6M
 → DH2020-4M
 → DH2020-6M



Reservoir Tank



BMRT28P


AdBlue[®] Bunded Tanks



Bluemaster[®]

This Self-Bunded Tank has a 110% bund capacity with a very small footprint

Bunded Station -Depot Range




◀ Bunded tank design provides 110% spill capacity

BMDS7000D

- Inspection lid
- JOBE valve set to 95% safe fill level
- Suction pipe
- Control power box
 - High/low level bund alarm
 - Level indicator
- 240V PIUSI pump
- Automatic nozzle & Holster shut-off
- Lockable cabinet
- 5m hose
- 2" S/S Dry break coupling

→ Other models available - ask us today!

 Equipment shown in diagram is not standard on all tanks. Positioning of equipment may vary depending on model of your Bluemaster[®] Station.

| CODE | CAPACITY | DIMENSIONS (mm) |
|-----------|------------|------------------------|
| BMDS2300 | 2300 ltr | Ø 2120 x 1600W x 2200H |
| BMDS3300 | 3300 ltr | Ø 2330 x 1800W x 2200H |
| BMDS5000 | 5000 ltr | Ø 2750 x 2200W x 2260H |
| BMDS7000 | 7000 ltr | Ø 3070 x 2500W x 2350H |
| BMDS10000 | 10,000 ltr | Ø 3410 x 2830W x 2610H |



Forecourt stations available - BMFS10000



AdBlue[®] Bulk Storage Tank

Efficient AdBlue[®] Storage



Designed and manufactured by Polymaster for Australian Conditions. Our PE material is UV stabilised for Australia's harsh sun so its suitable for coastal locations as well.



Adblue Level Gauge



SS Pipework & 2" SS Dry Break



2" Outlet and Ball Valve



BMS5000RPB

- External Liquid Level Indicator
- SS Pipework
- 2" SS Dry Break
- 2" Outlet and Ball Valve
- Earthing Rod
- Breather Vents
- Screw Lid - Inspection Hatch

Slimline Tanks



BMSL5000RPB

ROUND ADBLUE TANKS

| CODE | CAPACITY | DIMENSIONS (mm) |
|-------------|------------|------------------|
| BMS2000RPB | 2000 ltr | 1175 Dia x 2355H |
| BMS4000RPB | 4000 ltr | 1600 Dia x 2300H |
| BMS5000RPB | 5000ltr | 1800 Dia x 2300H |
| BMS7000RPB | 7000 ltr | 2200 Dia x 2300H |
| BMS10000RPB | 10,000 ltr | 2480 Dia x 2450H |

SLIMLINE ADBLUE TANKS

| CODE | CAPACITY | DIMENSIONS (mm) |
|-------------|----------|-----------------------|
| BMSL2000RPB | 2000 ltr | 2590L x 750W x 2110H |
| BMSL3000RPB | 3000 ltr | 2870L x 940W x 2150H |
| BMSL5000RPB | 5000 ltr | 3590L x 1170W x 2110H |



- 1300 062 064
- industrial.polymaster.com.au

Follow us  Polymaster Group

**Together we
hold the future.**